



**WEEKLY TOURIST
ARRIVALS
2024
NOVEMBER**



SUMMARY REPORT

Tourist arrivals from 01st to 30th November 2024

	2018	2023	2024	
Month	Number of Tourists	Number of Tourists	Number of Tourists	Percentage Change (24/23)
January	238,924	102,545	208,253	103.1
February	235,618	107,639	218,350	102.8
March	233,382	125,495	209,181	66.7
April	180,429	105,498	148,867	41.1
May	129,466	83,309	112,128	34.6
June	146,828	100,388	113,470	13.0
July	217,829	143,039	187,810	31.3
August	200,359	136,405	164,609	20.7
September	149,087	111,938	122,140	9.11
October	153,123	109,199	135,907	24.45
November	195,582	151,496	184,158	21.56
December	253,169	210,352		
TOTAL	2,333,796	1,487,303	1,804,873	



Tourist arrivals
01st to 30th November 2024

184,158

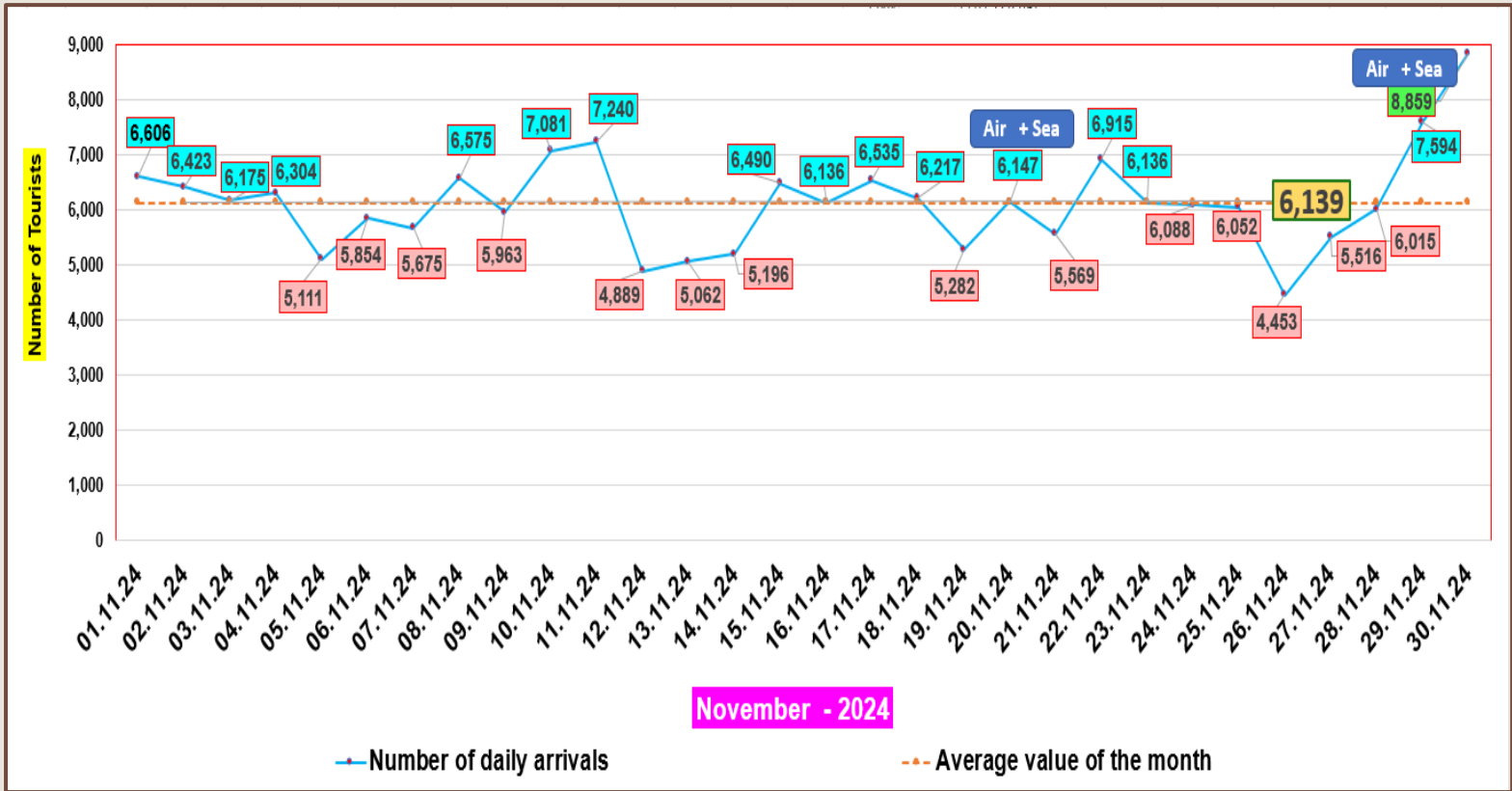


Daily tourist arrivals, 01st to 30th November 2024

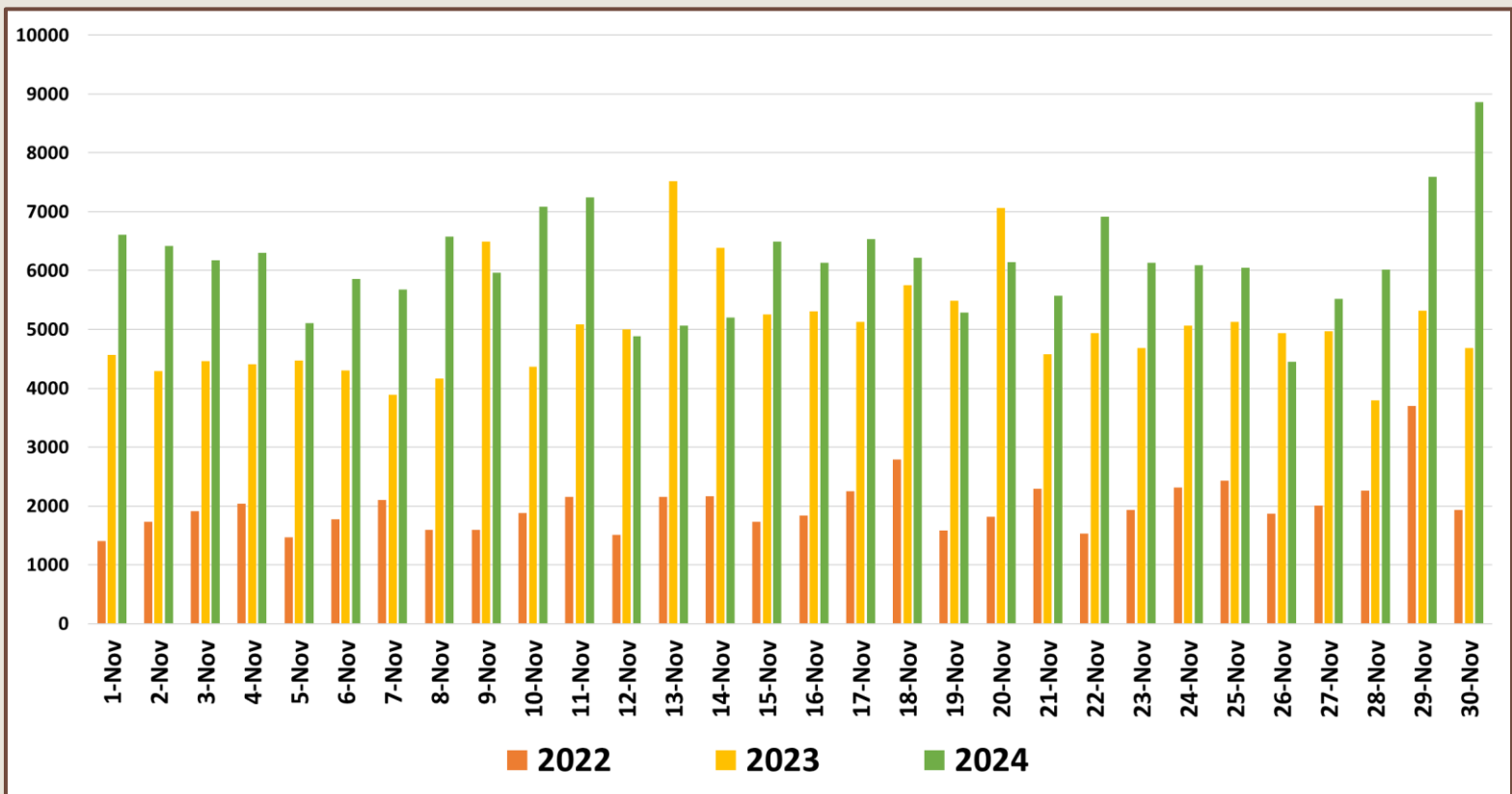




Daily distribution of tourist arrivals, 01st to 30th November 2024

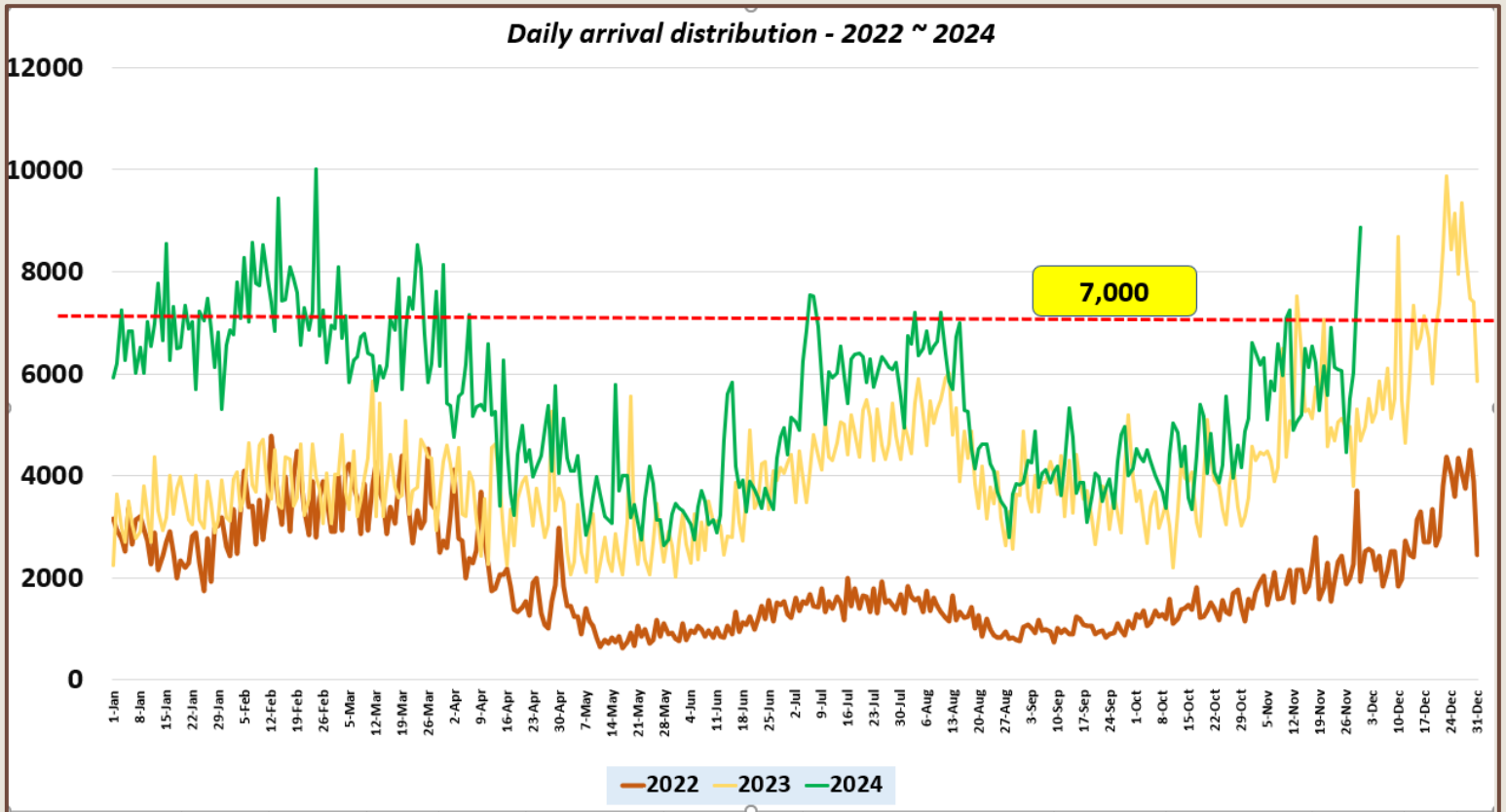


Number of tourist arrivals, 2022, 2023 & 2024 (01st to 30th November)

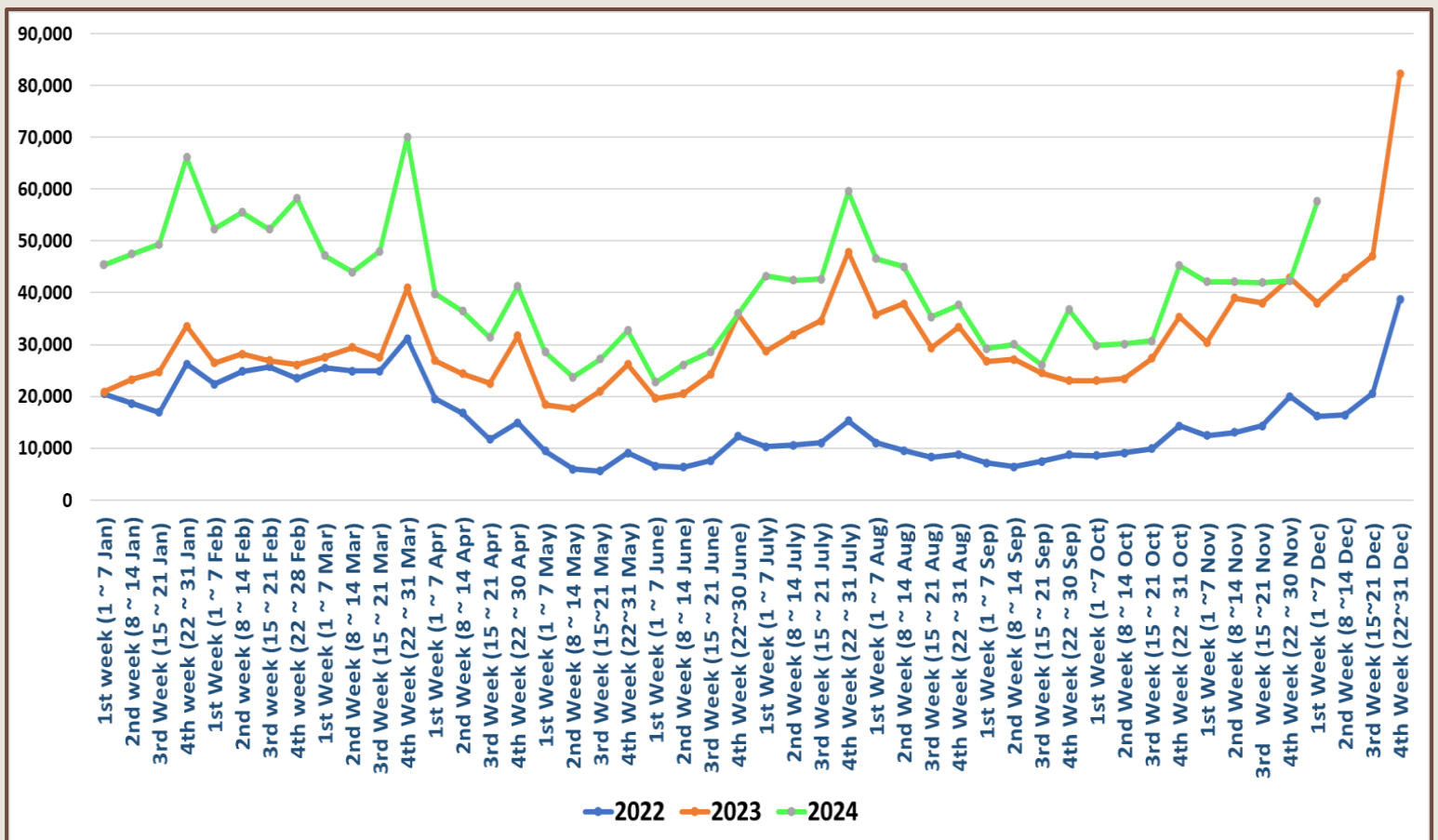




Daily trend of tourist arrivals, 2022, 2023 & 2024











Weekly distribution of tourist arrivals, 2022, 2023 & 2024





Top ten source markets, 01st to 30th November 2024

Rank		Country	Number of Tourists	Share %
1		India	41,120	22.3%
2		Russian Federation	29,053	15.8%
3		United Kingdom	12,912	7.0%
4		Germany	12,593	6.8%
5		Australia	7,937	4.3%
6		China	7,696	4.2%
7		France	6,665	3.6%
8		Poland	5,164	2.8%
9		United States	4,472	2.4%
10		Spain	3,655	2.0%
11		Other	52,891	28.7%
		Total	184,158	



Top twenty source markets, 01st November - 30th November 2024

Rank	Country	Number of Tourists
1	India	364,093
2	Russian Federation	166,652
3	United Kingdom	159,582
4	Germany	121,381
5	China	113,270
6	France	82,440
7	Australia	76,464
8	United States	51,320
9	Netherlands	46,223
10	Maldives	40,319
11	Canada	38,431
12	Poland	37,932
13	Bangladesh	35,401
14	Spain	35,127
15	Italy	33,014
16	Japan	26,830
17	Switzerland	26,583
18	Israel	22,791
19	Czech Republic	16,980
20	Malaysia	16,533
	Others	293,507
	TOTAL	1,804,873